



ITS AMERICA



Transforming Transportation through Technology Safer. Greener. Smarter.



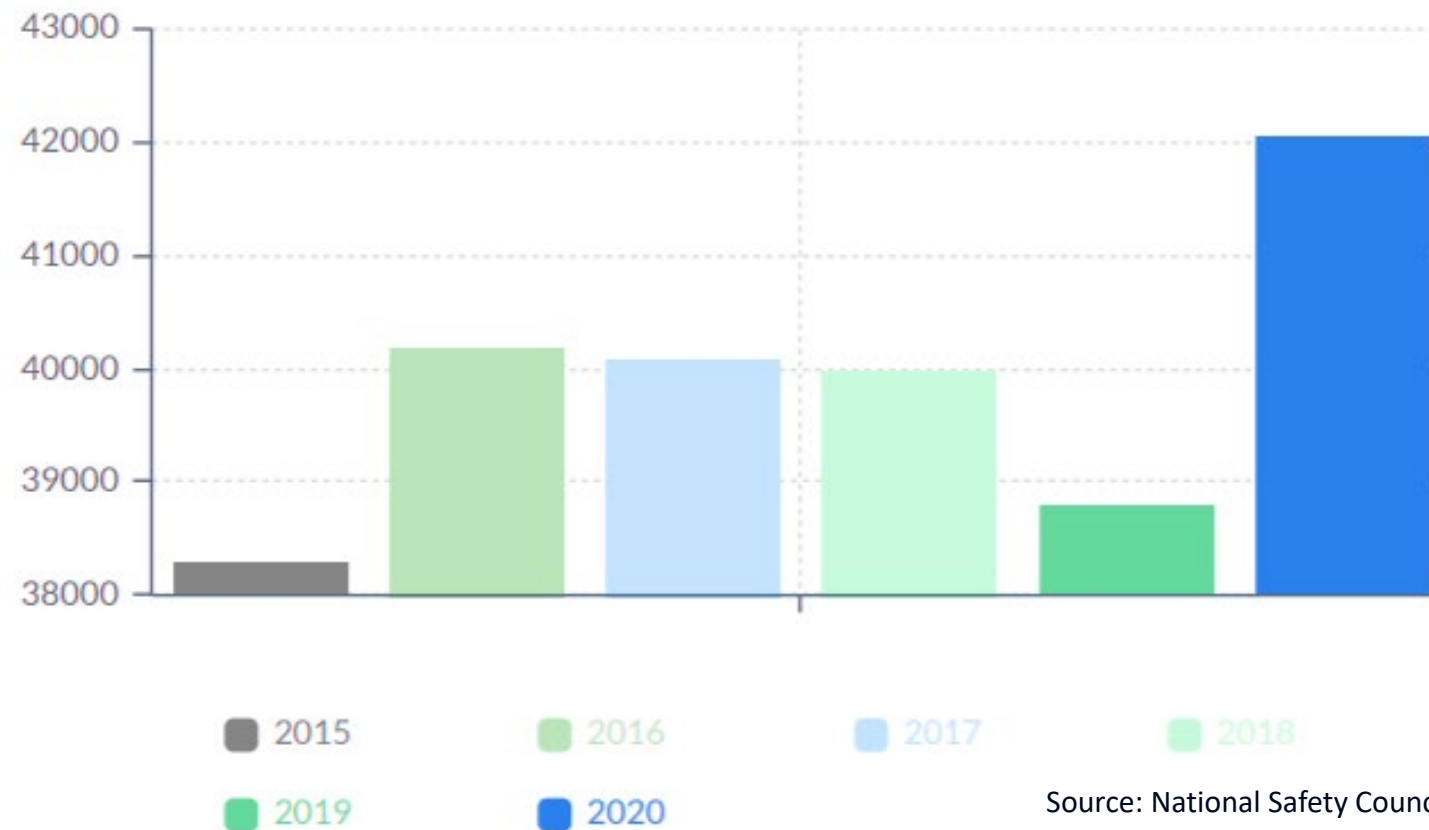
Transportation =
opportunity



40,000 Roadway Fatalities and 2.7 Million Injuries at a Cost of \$800 Billion

Safer. **Greener.** Smarter.

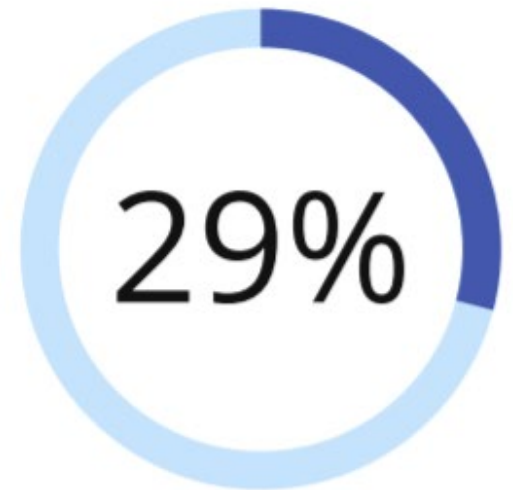
Annual Motor Vehicle Fatalities, 2015 - 2020



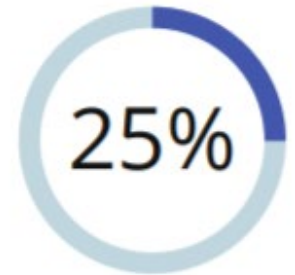
Source: National Safety Council

Transportation
Accounts for
29% of all U.S.
Greenhouse
Gas Emissions

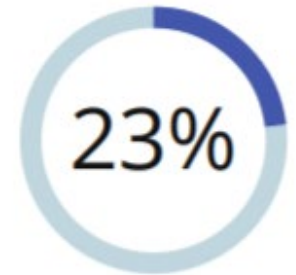
Total U.S. Greenhouse Gas Emissions by Sector (2019)



Transportation
The transportation sector generates the largest share of greenhouse gas emissions.



Electricity



Industry



Commercial & Residential



Agriculture



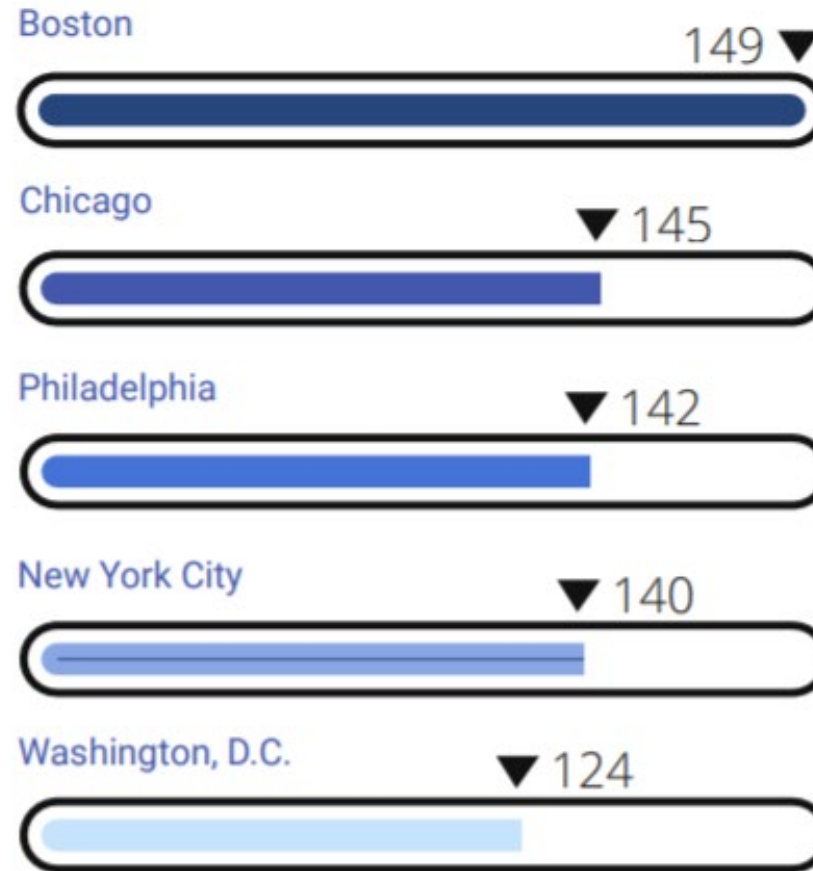
Comprehensive strategy needed to reduce emissions

- Rapid deployment of electric vehicles and critical charging infrastructure
- Achieving/exceeding 50% all new car sales as electric by 2030
- Investments in and acceleration of zero-emission technologies
- Coupled investments in the transportation and electricity sectors

Congestion Wastes Time and Resources

Congestion Costs Each American Nearly 100 hours, \$1,400 A Year

Hours lost to congestion per year in the top five most congested urban areas in America



Source: 2019 INRIX Global Traffic Scorecard; analyzing congestion and the severity of top 66 urban areas.

The image shows a blue-tinted photograph of the United States Capitol building. The building's classical architecture, including its columns and arched windows, is visible. In the foreground, an American flag is flying on a pole. A dark blue horizontal banner is overlaid across the middle of the image, containing the text "Investments for 21st Century Infrastructure" in white.

Investments for 21st Century Infrastructure

Impact of Deploying Technology at Scale

- Eliminate or lessen severity of up to 80% of non-impaired crashes with V2X technologies
- Significantly decrease congestion and emission levels also with V2X
- Alleviate negative health outcomes with zero-emission vehicles and high-capacity charging stations
- Connect people and neighborhoods through on-demand mobility options

A woman with curly hair, wearing a dark jacket, is standing on a city street at night, looking down at her smartphone. The background is filled with blurred city lights and a yellow taxi cab. A dark blue rectangular box is overlaid on the image, containing the text 'MOBILITYXX' and '10 % | 10 YEARS'. Below this box, the text 'Empowering women in transportation empowers all women.' and the website 'www.mobilityxx.org' are displayed in white.

MOBILITYXX

10 % | 10 YEARS

Empowering women in transportation empowers all women.

www.mobilityxx.org



MOBILITYXX

10 % | 10 YEARS

Comprising only 15% of the transportation workforce and even less at the CEO and C-suite level, women's voices have long been underrepresented.

MobilityXX is committed to increasing the number of women in the transportation industry by 10% over the next 10 years. #10in10

MOBILITYXX

10 % | 10 YEARS

WOMEN COMPRISE ONLY

15%

of the transportation workforce



As of 2019, women comprised only 15% of a 14.8 million transportation workforce, and even fewer are in decision-making roles.

U.S. Census data shows that from 2005 to 2019, the proportion of women in transportation occupations only increased by 3%.



WOMEN HOLD

22.6%

of the board seats of companies in the Russell 3000 Index, as of June 30, 2020

5%

of the companies have achieved gender-balanced boards



THE COST OF SAFETY

- Women pay more for safe transportation options
- Women lose more time and suffer reduced economic opportunity



The median extra cost per month for women's safe transportation options is **\$26-\$50**.

The median extra cost per month for men is **\$0**.

DIVERSITY & PROFITABILITY



Companies in the top-quartile for gender diversity on executive teams were 21% more likely to outperform on profitability and 27% more likely to have superior value creation.

McKinsey & Company



10% INCREASE - 10 YEARS

Sign the Mobility XX Pledge



WWW.MOBILITYXX.ORG

#10IN10



ITS America Standing Committees

- Smart Infrastructure
- V2X and Connected Transportation
- Autonomous Vehicles
- Mobility on Demand
- Emerging Technology
- Sustainability and Resiliency



ITS America 2021 Annual Meeting

Charlotte, North Carolina
December 7-10, 2021

www.itsamericaevents.com



www.itsamericaevents.com

TRANSFORMATION BY TRANSPORTATION

September 18 -22, 2022 | Los Angeles, CA

Host:



Co-Hosts:





ITS AMERICA

The Intelligent Transportation Society of America

www.itsa.org

 [itsamerica](https://twitter.com/itsamerica)

 [ITS_America](https://www.instagram.com/ITS_America)